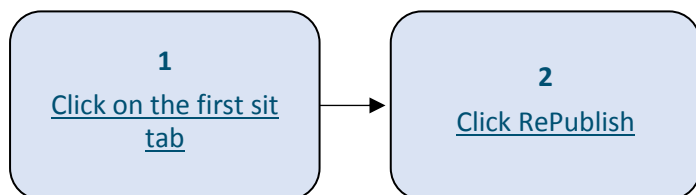


Publish new first sit result after undoing and redoing resit

Note:

You should only follow this procedure if you have already removed a resit record, changed the first sit course result, ratified it and now a new resit record has been created.

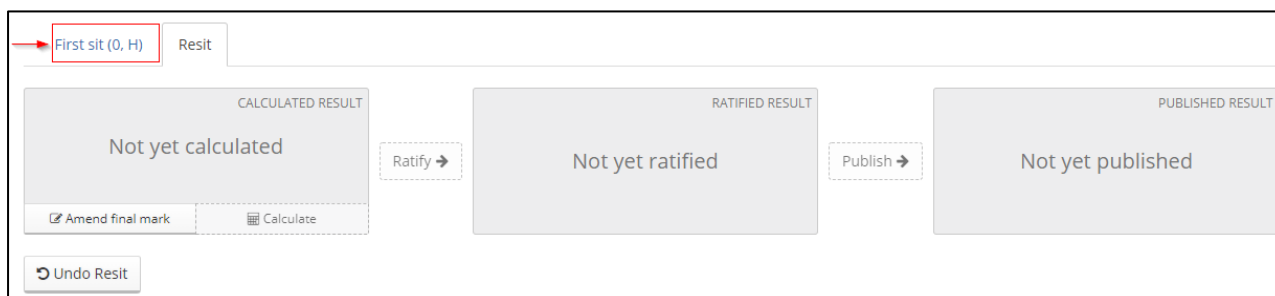
Process Overview



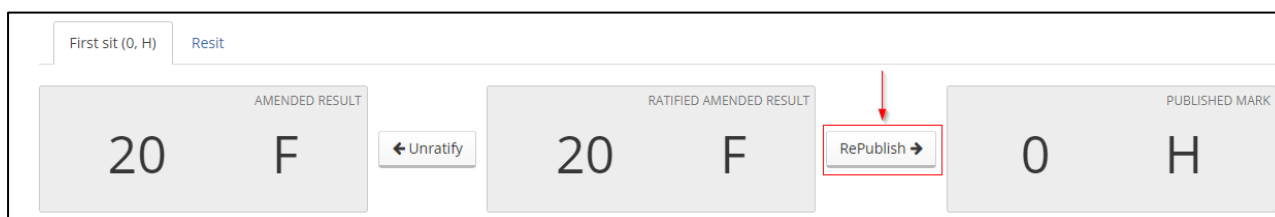
Step by Step Instructions

Once you've ratified the new first sit result and the new resit record is displaying, then:

1. Click on the first sit tab



2. Click RePublish



This will publish the new result and return you to the new resit record.

If you now go back to the first sit tab you'll see it has been completed and you can no longer change anything:

