

You will need to go to your MyED portal and navigate to your immigration details:

MyEd > Accounts > Student Record > Immigration Details

UPLOADING YOUR PASSPORT

If you have not previously uploaded your passport or have a different passport from the one that you can see then you need to Add this using this button and fill in all the details.

Passport 

You must make sure that all of the fields are completed in the passport section.

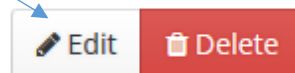
Passport Number	
Start Date	30/Nov/2017
End Date	29/Nov/2027
Nationality on Passport	China

If you already have a passport uploaded

You must make sure that all of the fields are completed in the passport section.

If they are not you can do this using the Edit option

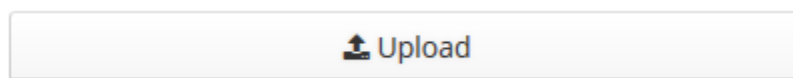
Passport Number: I



Uploading the image

You must upload the details page of your passport making sure it is a clear image and that your details can be read. The flash on your camera must not obscure any information.

Press the Upload button



And then press SELECT to identify the file you wish to upload from your device.

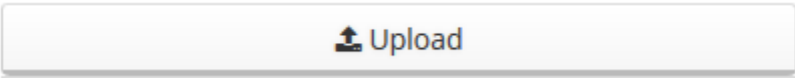
Now press Upload File and you will be returned to the Immigration screen again

We will check this in due course.

If you have not previously uploaded our passport or have a different passport from the one that you can see then you need to Add this using this button and fill in all the details.

Passport 

You must upload the details page of your passport making sure it is a clear image and that your details can be read.



Press the Upload button

And then press SELECT to identify the file you wish to upload from your device.

Now press Upload File and you will be returned to the Immigration screen again

We will check this in due course.